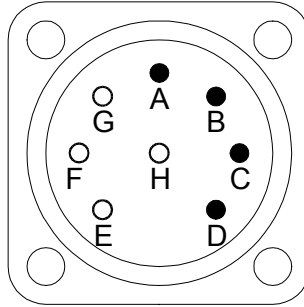


# CONNECTORS DESCRIPTION

## Power connectors:

### MOTORS TYPE 170 FC:

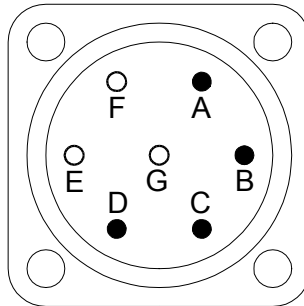
Motor IPT 00E 16-8 PC 2  
 Plug IPT 06 F8 AG-16-8-S



A : Phase U  
 B : Phase V  
 C : Phase W  
 D : Ground

### MOTORS TYPE 290 FC and 390 FC:

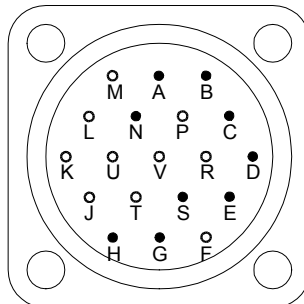
Motor IT B 3100 RS 24-10 P  
 Plug IT B 3106 F 24-10-S



A : Phase U  
 B : Phase V  
 C : Phase W  
 D : Ground

## Resolver connector:

Motor IPT 00E 14-19 PC 10  
 Plug IPT 06 F8 AG-14-19-S



C :  $\cos \varphi$   
 E :  $\overline{\cos \varphi}$   
 D :  $V - ref$   
 B : 0 V  
 G :  $\sin \varphi$   
 H :  $\overline{\sin \varphi}$   
 S : Shield  
 N : Thermal protection  
 A : Thermal protection