

CODIFICATION FOR 190ST MOTORS




190 ST X M Y Z T B WW L H

Size









1	1 M
2	2 M
3	3 M
4	4 M
5	5 M
6	6 M
7	7 M
8	8 M

See technical characteristics & dimensions on previous pages

Flange

1		B14
2		B5
?		Contact us !

Shaft

		Ø int	Ø ext
1		HOLLOW SHAFT	Ø72 Ø90
2		HOLLOW SHAFT	Ø40 Ø55
3		BLIND SHAFT	Ø72 Ø90
4		KEYED SHAFT	x Ø42
5		SOLID SHAFT	x Ø42
6		BLIND SHAFT	Ø75 Ø90
7		HOLLOW SHAFT	Ø75 Ø90
?		Contact us !	

Position feedback

1	RESOLVER ALXION ±1'
2	ENCODER ERN 180 2048 pts
3	ENCODER SCK KIT 101
4	ENCODER ERN 1387
5	ENCODER ERN 1381
6	RESOLVER STANDARD ±10'
7	ENCODER ECN 113
8	ENCODER ECN 1313
9	ENCODER EQN 1325
A	ENCODER ERN 180 5000 pts
B	ENCODER ECN 125
C	ENCODER ECN 1325
D	ENCODER EQN 1337
E	ENCODER ECI 4010
F	ENCODER EBI 4010
?	Contact us !

See position feedback descriptions on page 22

Winding code

Cable length

Motor technology

H	High precision Cogging torque < 1 %
S	Standard precision Cogging torque ≤ 2 %

0	2 meters
1	4 meters
2	6 meters
3	8 meters
4	10 meters
5	15 meters
6	20 meters
7	25 meters
8	30 meters
9	40 meters
?	Contact us !

01	Standard low speed
02	Standard high speed
?	Contact us !

Standard possible configurations :

Shaft		Possible position feedback	
Hollow shaft	1 or 7	Resolver	1
		Encoder	E or F
Blind shaft	2	Resolver	1
		Encoder	2, 3, 7, A or B
Solid shaft	3 or 6	Resolver	1 or 6
		Encoder	3, 4, 5, 8, 9, C or D
Solid shaft	4 or 5	Resolver	1 or 6
		Encoder	3, 4, 5, 8, 9, C or D